

Flintweigh III PC weighing system



product description

The Flintweigh III weighing system comprises of both a microprocessor board and software that together allows you to connect your load cells to a PC to view and manipulate your weighing data. The whole system is approved by OIML for legal-for-trade applications.

The physical unit has an aluminium enclosure, environmentally protected to IP40. It features USB and Ethernet ports for connecting to a PC, a digital I/O for connecting a traffic light or gate, an RS-485 input for digital load cells, two cable glands for analogue load cells and a power supply port.

The PC-based software continuously displays the weight data and cannot be obscured by other applications. It also features tamper-proof Alibi memory and an OLE software component with an Active-X-Control Interface, which makes it easy to provide the scale data to other programs. The software functionality includes weight display, scale calibration, zeroing and taring, stability announcement, gravity compensation and printing.

The software is available on the Flintec website.

option

The Flintweigh III can be provided with our EM100 amplifier ready installed, for use with analogue load cells.

key features

OIML approval to 10,000 intervals

NTEP approved to 10,000 intervals

Single-range or multi-range or multi-interval

Approved software display

Approved tamper-proof alibi memory

Two analogue scale inputs

Digital input that supports up to 16x RC3Ds

Digital I/O for traffic lights and barrier

Interface for remote display



RoHS
compliant



specifications

Scale interface box	Interface with non-volatile memory for system parameters and calibration data
---------------------	---

Accuracy

Accuracy Class	III
EU Type approved intervals	10,000 single-range, 2x 5,000 multi-range, 3x 3,000 multi-interval
NTEP approved intervals	10,000 single-range, 2x 4,000 multi-range, 3x 3,000 multi-interval

Display & keyboard

Display	Approved PC-Weight Display on PC monitor (Active-X-Control)
Resolution	Selectable up to 99,999 counts (in accordance with regulations)
Status annunciators	Net mode, No Motion, Max. and Min., e, Scale no.

Analogue load cells

Excitation	5V DC
Number of load cells	depends on amplifier, min. 4x 350 or 12x 1,100
Connection	4-wire or 6-wire technology

Digital load cells

Excitation	12V DC
Number of load cells	max. 16 x RC3Dv2
Communication	RS 485, half duplex

Scale calibration & functions

Calibration	Calibration performed by FlintWeigh III PC software
Weighing functions	Zero, tare, gross, motion detection, zero tracking (Active-X-Control)

Communication & interface

Interface	USB 2.0, Ethernet, RS485 for RC3Dv2
Digital input / Output	1x opto-isolated input (24V), 2x opto-isolated output (open collector, 24V DC, max. 50mA)

Power supply

Power requirements	12V DC, 1.5A – Power consumption depends on no. of load cells / digital junction boxes
--------------------	--

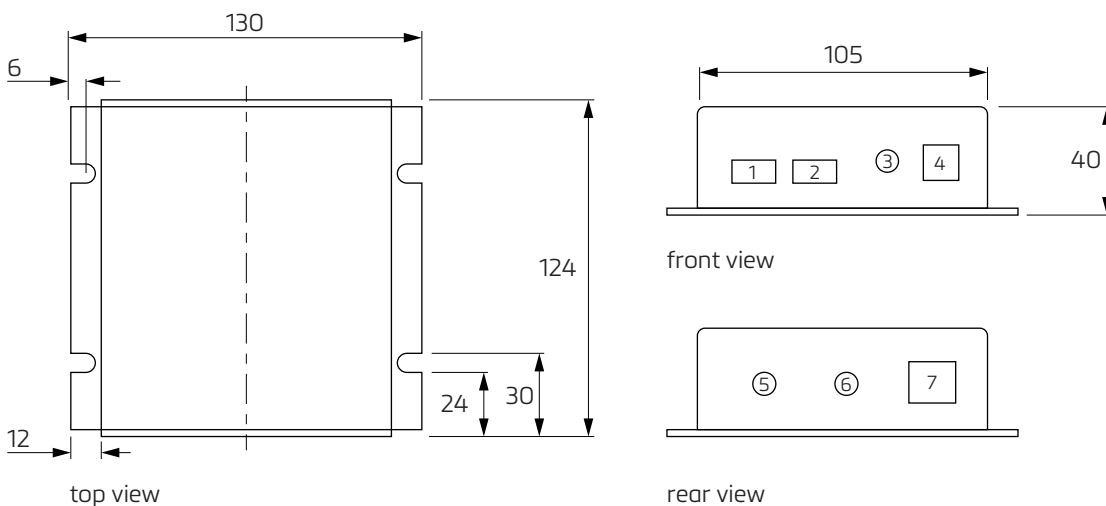
Environment & enclosure

Operating temp & humidity	-10 to +40°C, 40 to 90% RH (non condensing)
Storage temperature	-10 to +70 °C
EMC	According to OIML R76 and EN 45501 requirements
Enclosure	Aluminium housing (protection IP40), installed in the direct vicinity of the PC system
Dimensions in mm	130 x 40 x 124

PC system requirements


Requirements	Requirements Windows: XP, 7 or 10 – graphic resolution 1 024 x 768 pixels or higher, USB Port and Ethernet
--------------	--

product dimensions (mm)

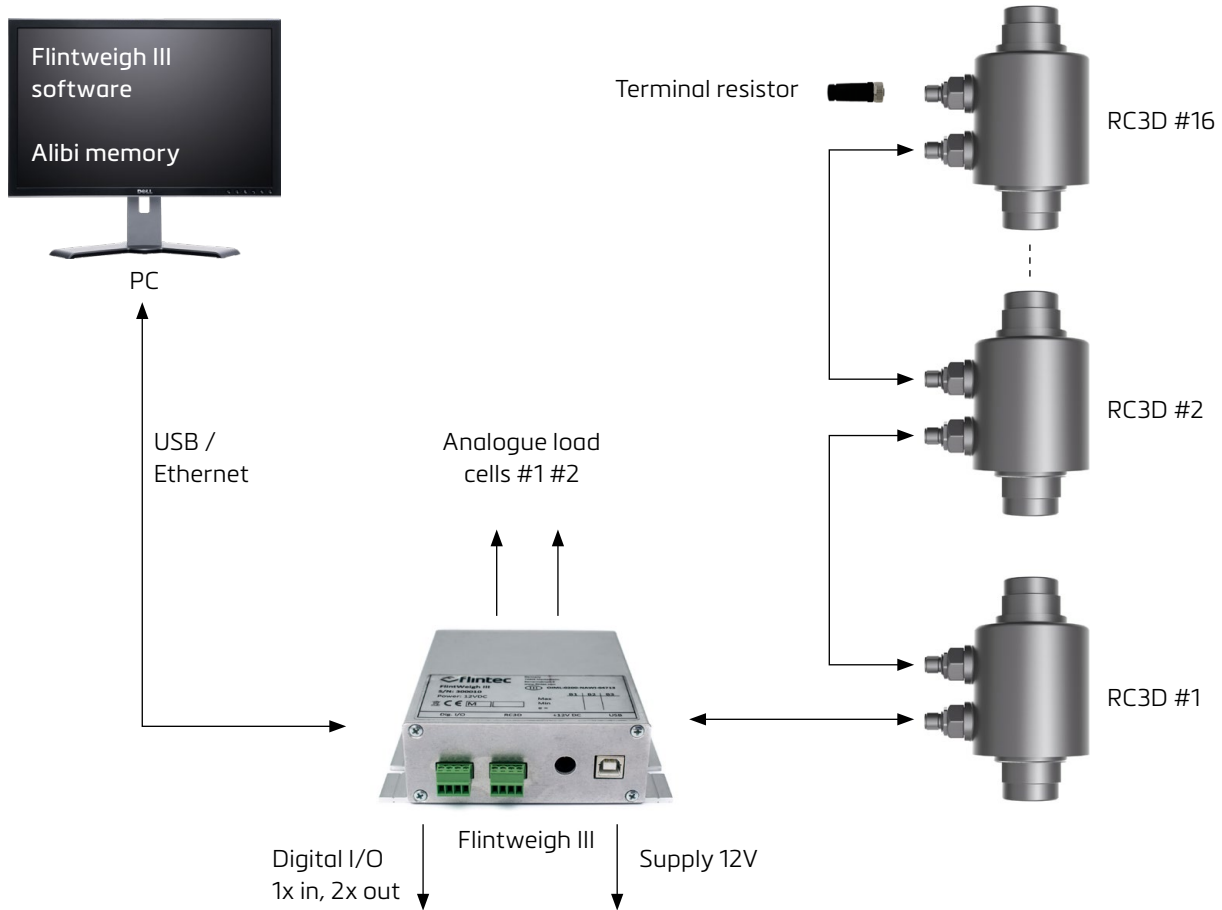


label connection

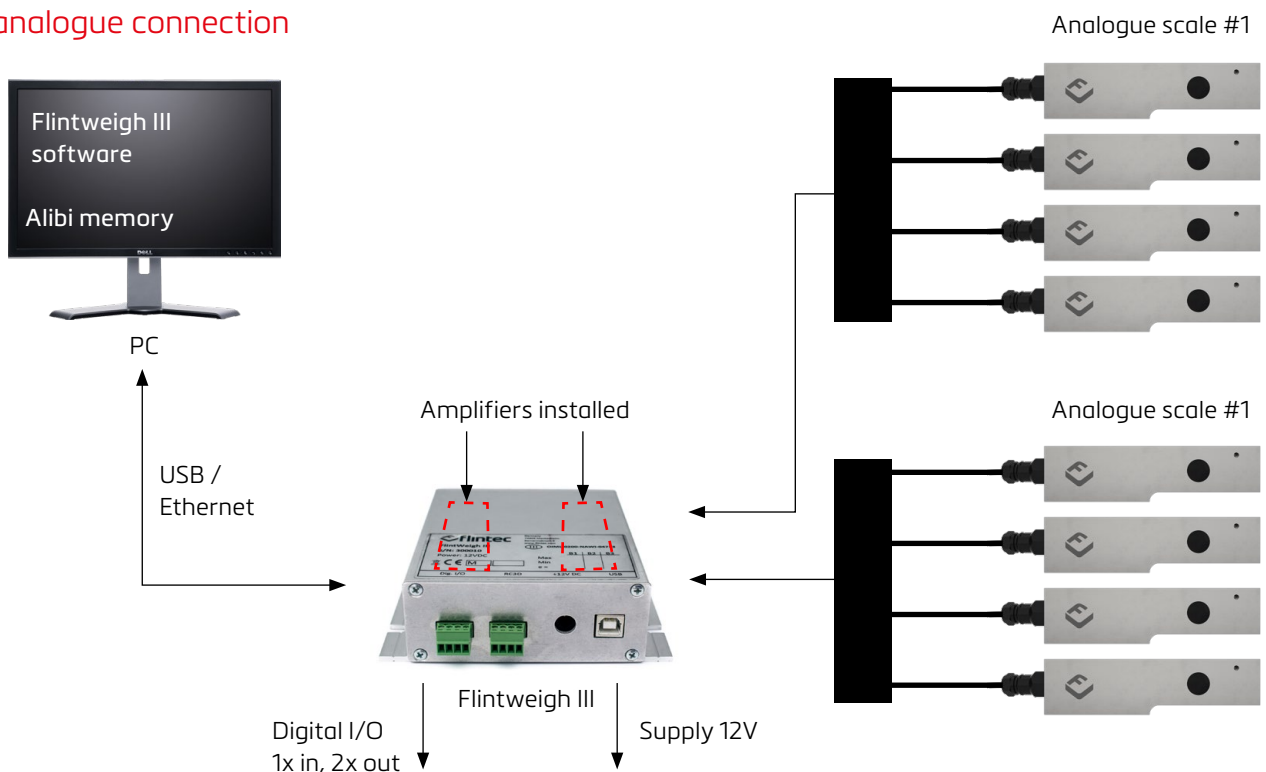
label	connection
1	Digital I/O
2	RC3D
3	Power 12V
4	USB 2.0
5	Analogue #1
6	Analogue #2
7	Ethernet



digital connection



analogue connection



Specifications and dimensions are subject to change without notice.